

Daily Report

بمؤ السعدي الفرنسي المالية
BEMO SAUDI FRANSI FINANCE

Prepared by: Bemo Saudi Fransi Finance
Prepared to: BSFF Clients
Date: 18/1/2026

This report is prepared for the purpose of illustrating the performance of DSE through the trading session dated 18-Jan-26
- Regarding Sunday's trading session, the table below reflects the trading summary along with the movement of DWX index:

Market Summary		DWX		DWX % Change	
Share Volume	328,019.00	Previous Value	134,324.21	Last Session	-0.74%
SYP Value	9,238,510.47	Today's Value	133,332.63	Last Week	-1.74%
No. of Trades	212	SYP Change	(991.58)	Last Month	-4.69%

I. Key Market Highlight

- During Sunday's session, 212 transactions with an aggregate volume of 328019 shares and a value of SYP 9.24Mln was recorded on the DSE trading platform.
- Overall, during the session, 15 out of the 27 listed stocks recorded market activities, amongst which 2 listed securities witnessed positive share price movements while 4 listed securities recorded negative share price movements.
- As for the index, DWX declined by -991.58 points (-0.74%) compared to the last session to close at 133332.63 points.

II. Top 5 Listed Securities

The top five listed securities occupied (illustrated below) 92.53% of the total value recorded during the session:

Symbol	Name	Change%	Volume	Value
QNBS	Qatar National Bank	-1.78%	88,417.00	2,490,053.04
IBTF	The International Bank for Trade & Finance	0.73%	134,950.00	2,413,547.00
ABC	Al Badia Cement	-2.02%	3,049.00	1,647,302.20
BBSY	Al Barakah Bank - Syria	-1.04%	70,567.00	1,606,840.17
AVOC	Al - Ahliyah Vegetable Oil Company	0.00%	1,160.00	390,340.00

III. Session Summary by Sector

Banking Sector:

The banking sector index which only accommodates share price changes while weighing all listed bank stocks equally, decreased by -0.01%. Furthermore, the decrease in the banking index value is mainly due to the decrease in share prices for securities such as BBSY, BASY, NIB respectively.

Banking Sector					
Symbol	Name	Closing Price	Price Change	Change %	Vloume
ARBS	Arab Bank - Syria	60.99	-	0.00%	1,000.00
BASY	Ahli Trust Bank	13.28	(0.04)	-0.30%	8,104.00
BBS	Shahba Bank	39.82	-	0.00%	1,766.00
BBSF	Banque Bemo Saudi Fransi	18.01	0.39	2.21%	10,011.00
BBSY	Al Barakah Bank - Syria	22.77	(0.24)	-1.04%	70,567.00
BOIS	Bank of Jordan - Syria	40.12	-	0.00%	50.00
BSO	Bank of Syria and Overseas	15.00	-	0.00%	1,000.00
CHB	Cham Bank	23.38	-	0.00%	-
FSBS	Fransabank - Syria	29.55	-	0.00%	2,245.00
IBTF	The International Bank for Trade & Finance	17.88	0.13	0.73%	134,950.00
QNBS	Qatar National Bank	28.16	(0.51)	-1.78%	88,417.00
SGB	Syria Gulf Bank	47.81	-	0.00%	-
SHRQ	Bank Al - Sharq	20.92	-	0.00%	-
SIIB	Syria International Islamic Bank	39.91	-	0.00%	-
NIB	National Islamic Bank	28.11	-	0.00%	4,000.00

Insurance Sector:

The insurance sector index which only accommodates share price changes while weighing all listed stocks equally, remains unchanged as the index closing price on the previous day.

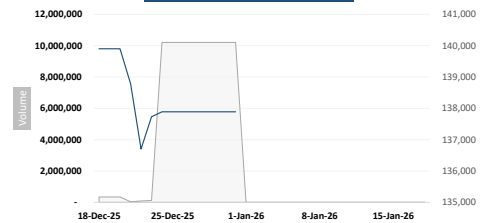
Insurance Sector					
Symbol	Name	Closing Price	Price Change	Change %	Vloume
AROP	Arope Syria	24.52	-	0.00%	-
ATI	Al - Aqeelah Takaful Insurance	57.71	-	0.00%	-
NIC	National Insurance Co.	68.69	-	0.00%	-
SAIC	Solidarity Alliance Insurance Company	8.37	-	0.00%	-
SKIC	Syrian Kuwaiti Insurance Company	84.33	-	0.00%	700.00
UIC	United Insurance Company	25.09	-	0.00%	1,000.00

Other Sectors:

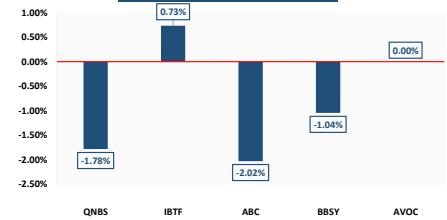
Damascus Security Exchange market is divided into 5 sectors including the banking and insurance sectors, this paragraph illustrates the performance of the other sectors as of the session dated 1/18/2026
The below sectors reached record levels of value traded (SYP 2.04Mln) and volume traded (4209 shares).
The most tradable sector was the Manufacturing Sector executing 4209 shares for SYP 2.04Mln.

Other Sectors					
Symbol	Name	Closing Price	Price Change	Change %	Vloume
Manufacturing Sector					
ABC	Al Badia Cement	540.28	(11.16)	-2.02%	3,049.00
AVOC	Al - Ahliyah Vegetable Oil Company	354.12	-	0.00%	1,160.00
Services Sector					
AHT	Al - Ahliyah Co. for Transport	147.51	-	0.00%	-
UG	United Group	3.91	-	0.00%	-
Telecommunication Sector					
MTN	MTN - Syria	135.48	-	0.00%	-
SYTEL	Syriatel	1,104.80	-	0.00%	-

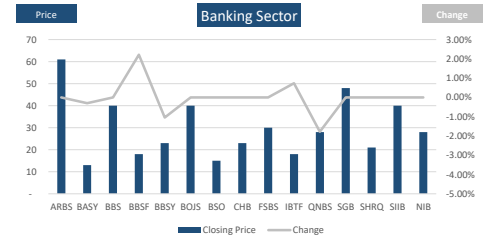
DWX Index Month-over-Month



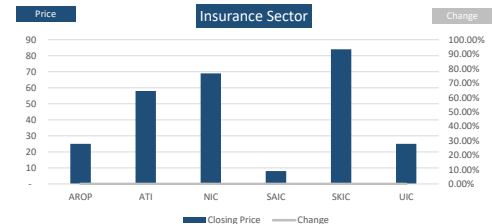
Top 5 Listed Securities (by Value)



Banking Sector



Insurance Sector



Other Sectors

