Daily Report

بيمو السعودي الفرنسي المالية
BEMO SAUDI FRANSI FINANCE

Prepared by: Bemo Saudi Fransi Finance
Prepared to: BSFF Clients
Date: 2/3/2026

This report is prepared for the purpose of illustrating the performance of DSE through the trading session dated **2-Mar-26**

- Regarding Monday's trading session, the table below reflects the trading summary along with the movement of DWX index:

Market Summary		DWX		DWX % Change	
Share Volume	549,867.00	Previous Value	134,603.99	Last Session	-0.36%
SYP Value	12,057,158.13	Today's Value	134,124.62	Last Week	-1.76%
No. of Trades	156	SYP Change	(479.37)	Last Month	-3.13%

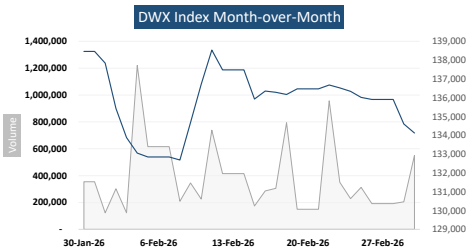

I. Key Market Highlight

- During Monday's session, 156 transactions with an aggregate volume of 549867 shares and a value of SYP 12.06Mln was recorded on the DSE trading patform. Furthermore, it is worh noting that the stock market recorded 1 transaction as Block Trades on QNBS for 201600 shares.
- Overall, during the session, 9 out of the 27 listed stocks recorded market activities, amongst which 2 listed securities witnessed positive share price movements while 3 listed securities recorded negative share price movements.
- As for the index, DWX declined by -479.37 points (-0.36%) compared to the last session to close at 134124.62 points.

II. Top 5 Listed Securities

The top five listed securities occupied (illustrated below) 98.57% of the total value recorded during the session:

Symbol	Name	Change%	Volume	Value
QNBS	Qatar National Bank	-0.24%	277,516.00	6,591,214.25
IBTF	The International Bank for Trade & Finance	0.06%	175,759.00	2,943,279.47
BBSY	Al Barakah Bank - Syria	-3.93%	70,699.00	1,260,738.25
ARBS	Arab Bank - Syria	3.89%	14,865.00	951,610.00
BBSF	Banque Bemo Saudi Fransi	-4.95%	9,337.00	137,937.49

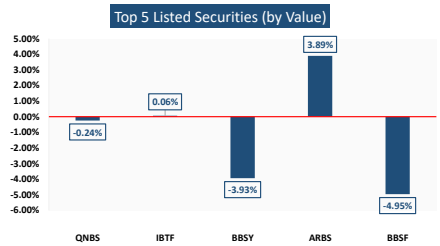

III. Session Summary by Sector

Banking Sector:

The banking sector index which only accommodates share price changes while weighing all listed bank stocks equally, decreased by -0.35%. Furthermore, the decrease in the banking index value is mainly due to the decrease in share prices for securities such as BBSY, QNBS, NIB respectively.

Banking Sector

Symbol	Name	Closing Price	Price Change	Change %	Volume
ARBS	Arab Bank - Syria	64.02	2.40	3.89%	14,865.00
BASY	Ahli Trust Bank	12.18	-	0.00%	-
BBS	Shahba Bank	40.00	-	0.00%	-
BBSF	Banque Bemo Saudi Fransi	14.77	(0.77)	-4.95%	9,337.00
BBSY	Al Barakah Bank - Syria	17.83	(0.73)	-3.93%	70,699.00
BOJS	Bank of Jordan - Syria	40.12	-	0.00%	-
BSO	Bank of Syria and Overseas	16.04	-	0.00%	-
CHB	Cham Bank	23.38	-	0.00%	-
FSBS	Fransabank - Syria	19.64	-	0.00%	-
IBTF	The International Bank for Trade & Finance	16.75	0.01	0.06%	175,759.00
QNBS	Qatar National Bank	24.60	(0.06)	-0.24%	277,516.00
SGB	Syria Gulf Bank	47.81	-	0.00%	-
SHRQ	Bank Al - Sharq	22.45	-	0.00%	-
SIIB	Syria International Islamic Bank	39.91	-	0.00%	-
NIB	National Islamic Bank	27.61	-	0.00%	-

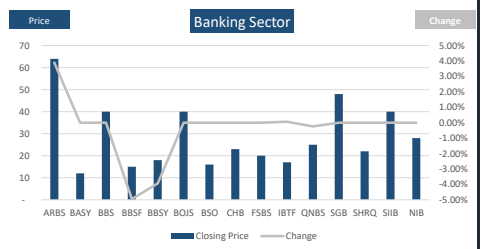

Insurance Sector:

The insurance sector index which only accommodates share price changes while weighing all listed stocks equally, remains unchanged as the index closing price on the previous day.

Insurance Sector

Symbol	Name	Closing Price	Price Change	Change %	Volume
AROP	Arope Syria	24.52	-	0.00%	105.00
ATI	Al - Aqeelah Takaful Insurance	57.71	-	0.00%	-
NIC	National Insurance Co.	68.69	-	0.00%	-
SAIC	Solidarity Allaince Insurance Company	8.37	-	0.00%	-
SKIC	Syrian Kuwaiti Insurance Company	84.33	-	0.00%	-
UIC	United Insurance Company	25.09	-	0.00%	833.00

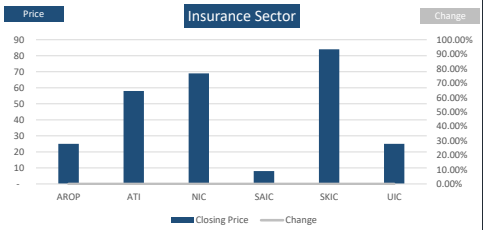

Other Sectors:

Damascus Security Exchange market is divided into 5 sectors including the banking and insurance sectors, this paragraph illustrates the performance of the other sectors as of the session dated 3/2/2026
The below sectors reached record levels of value traded (SYP 0.15Mln) and volume traded (753 shares).
The most tradable sector was the Services Sector executing 550 shares for SYP 0.08Mln.

Other Sectors
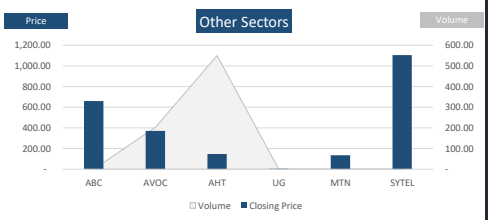
Symbol	Name	Closing Price	Price Change	Change %	Volume
Manufacturing Sector					
ABC	Al Badia Cement	659.46	-	0.00%	-
AVOC	Al - Ahliah Vegetable Oil Company	370.54	-	0.00%	203.00
Services Sector					
AHT	Al - Ahliah Co. for Transport	147.51	-	0.00%	550.00
UG	United Group	3.91	-	0.00%	-
Telecommunication Sector					
MTN	MTN - Syria	135.48	-	0.00%	-
SYTEL	Syriatel	1,104.80	-	0.00%	-