

Daily Report

بمؤ السعدي الفرنسي المالية
BEMO SAUDI FRANSI FINANCE

Prepared by: Bemo Saudi Fransi Finance
Prepared to: BSFF Clients
Date: 1/9/2025

This report is prepared for the purpose of illustrating the performance of DSE through the trading session dated **1-Sep-25**
- Regarding Monday's trading session, the table below reflects the trading summary along with the movement of DWX index:

Market Summary	DWX	DWX % Change
Share Volume	722,307.00	Previous Value
SYP Value	3,372,675,200.00	Today's Value
No. of Trades	554	SYP Change
		Last Session
		Last Week
		Last Month

I. Key Market Highlight

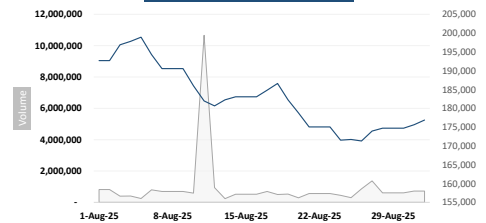
- During Monday's session, 554 transactions with an aggregate volume of 722307 shares and a value of SYP 3372.68Mn was recorded on the DSE trading platform. Furthermore, it is worth noting that the stock market recorded 1 transaction as Block Trades on QNBS for 22462 shares.
- Overall, during the session, 17 out of the 27 listed stocks recorded market activities, amongst which 7 listed securities witnessed positive share price movements while 3 listed securities recorded negative share price movements.
- As for the index, DWX advanced by 1226.9 points (0.7%) compared to the last session to close at 176883.06 points.

II. Top 5 Listed Securities

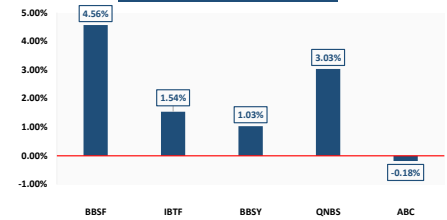
The top five listed securities occupied (illustrated below) 85.44% of the total value recorded during the session:

Symbol	Name	Change%	Volume	Value
BBSF	Banque Bemo Saudi Fransi	4.56%	242,355.00	822,057,767.00
IBTF	The International Bank for Trade & Finance	1.54%	105,364.00	592,783,751.00
BBSY	Al Barakah Bank - Syria	1.03%	181,319.00	584,439,648.00
QNBS	Qatar National Bank	3.03%	45,487.00	501,740,823.00
ABC	Al Badia Cement	-0.18%	5,332.00	380,553,208.00

DWX Index Month-over-Month



Top 5 Listed Securities (by Value)



III. Session Summary by Sector

Banking Sector:

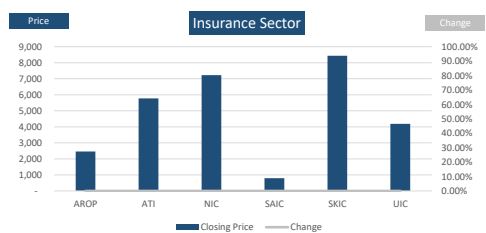
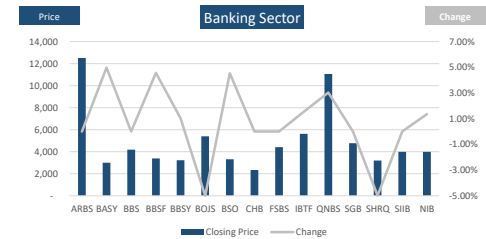
The banking sector index which only accommodates share price changes while weighing all listed bank stocks equally, increased by 0.74%. Furthermore, the increase in the banking index value is mainly due to the increase in share prices for securities such as BASY, BBSF, BSO respectively.

Symbol	Name	Closing Price	Price Change	Change %	Vlomme
ARBS	Arab Bank - Syria	12,503.00	-	0.00%	52.00
BASY	Ahli Trust Bank	2,999.00	142.00	4.97%	83,106.00
BBS	Shahba Bank	4,191.38	-	0.00%	1,090.00
BBSF	Banque Bemo Saudi Fransi	3,391.96	148.08	4.56%	242,355.00
BBSY	Al Barakah Bank - Syria	3,223.27	32.98	1.03%	181,319.00
BOIS	Bank of Jordan - Syria	5,403.00	(284.00)	-4.99%	16,565.00
BSO	Bank of Syria and Overseas	3,322.09	144.09	4.53%	11,383.00
CHB	Cham Bank	2,338.00	-	0.00%	-
FSBS	Fransabank - Syria	4,418.11	-	0.00%	363.00
IBTF	The International Bank for Trade & Finance	5,626.06	85.22	1.54%	105,364.00
QNBS	Qatar National Bank	11,060.10	325.58	3.03%	45,487.00
SGB	Syria Gulf Bank	4,780.89	-	0.00%	-
SHRQ	Bank Al - Sharq	3,200.00	(167.84)	-4.98%	17,207.00
SIIB	Syria International Islamic Bank	3,991.40	-	0.00%	-
NIB	National Islamic Bank	3,993.45	53.40	1.36%	12,362.00

Insurance Sector:

The insurance sector index which only accommodates share price changes while weighing all listed stocks equally, remains unchanged as the index closing price on the previous day.

Symbol	Name	Closing Price	Price Change	Change %	Vlomme
AROP	Arope Syria	2,458.78	-	0.00%	-
ATI	Al - Aqeelah Takaful Insurance	5,771.20	-	0.00%	-
NIC	National Insurance Co.	7,230.02	-	0.00%	-
SAIC	Solidarity Alliance Insurance Company	797.00	-	0.00%	-
SKIC	Syrian Kuwaiti Insurance Company	8,433.03	-	0.00%	126.00
UIC	United Insurance Company	4,187.00	-	0.00%	107.00



Other Sectors:

Damascus Security Exchange market is divided into 5 sectors including the banking and insurance sectors, this paragraph illustrates the performance of the other sectors as of the session dated 9/1/2025
The below sectors reached record levels of value traded (SYP 382.69Mn) and volume traded (5421 shares).
The most tradable sector was the Manufacturing Sector executing 5361 shares for SYP 381.85Mn.

Symbol	Name	Closing Price	Price Change	Change %	Vlomme
Manufacturing Sector					
ABC	Al Badia Cement	71,371.57	(129.47)	-0.18%	5,332.00
AVOC	Al - Ahliyah Vegetable Oil Company	46,946.00	-	0.00%	29.00
Services Sector					
AHT	Al - Ahliyah Co. for Transport	14,751.45	-	0.00%	60.00
UG	United Group	390.50	-	0.00%	-
Telecommunication Sector					
MTN	MTN - Syria	12,289.00	-	0.00%	-
SYTEL	Syriatel	110,480.00	-	0.00%	-

