

Prepared by: Bemo Saudi Fransi Finance  
 Prepared to: BSFF Clients  
 Date: 04/04/2024

This report is prepared for the purpose of illustrating the performance of DSE through the trading session dated **04-Apr-24**  
 - Regarding Thursday's trading session, the table below reflects the trading summary along with the movement of DWX index:

Market Summary		DWX		DWX % Change	
Share Volume	178,750.00	Previous Value	82,047.44	Last Session	0.07%
SYP Value	786,221,532.00	Today's Value	82,106.42	Last Week	0.07%
No. of Trades	379.00	SYP Change	58.98	Last Month	2.75%

### I. Key Market Highlight

- During Thursday's session, 379 transactions with an aggregate volume of 178750 shares and a value of SYP 786.22Mln was recorded on the DSE trading platform.

- Overall, during the session, 20 out of the 28 listed stocks recorded market activities, amongst which 6 listed securities witnessed positive share price movements while 5 listed securities recorded negative share price movements.

- As for the index, DWX advanced by 58.98 points (0.07%) compared to the last session to close at 82106.42 points.

### II. Top 5 Listed Securities

The top five listed securities occupied (illustrated below) 79.97% of the total value recorded during the session:

Symbol	Name	Change%	Volume	Value
SIIB	Syria International Islamic Bank	0.27%	46,923.00	182,595,863.00
NIB	National Islamic Bank	1.06%	52,826.00	154,372,050.00
BBSY	Al Barakah Bank - Syria	-0.24%	39,374.00	146,755,925.00
AVOC	Al - Ahliyah Vegetable Oil Company	-4.66%	7,764.00	81,158,149.00
SYTEL	Syriatel	0.10%	1,545.00	63,836,915.00

### III. Session Summary by Sector

#### Banking Sector:

The banking sector index which only accommodates share price changes while weighing all listed bank stocks equally, decreased by -0.09%. Furthermore, the decrease in the banking index value is mainly due to the decrease in share prices for securities such as QNBS, BBSY, SHRQ respectively.

#### Banking Sector

Symbol	Name	Closing Price	Price Change	Change %	Volume
ARBS	Arab Bank - Syria	6,100.00	-	0.00%	20.00
BASY	Ahli Trust Bank	2,903.25	-	0.00%	20.00
BBS	Byblos Bank	3,001.29	-	0.00%	-
BBSF	Banque Bemo Saudi Fransi	4,510.07	-	0.00%	230.00
BBSY	Al Barakah Bank - Syria	3,727.23	(8.92)	-0.24%	39,374.00
BOJS	Bank of Jordan - Syria	4,950.20	-	0.00%	127.00
BSO	Bank of Syria and Overseas	3,000.00	-	0.00%	720.00
CHB	Cham Bank	7,141.16	205.52	2.96%	7,616.00
FSBS	Fransabank - Syria	2,508.09	(104.32)	-3.99%	2,600.00
IBTF	The International Bank for Trade & Finance	5,166.89	24.86	0.48%	2,849.00
QNBS	Qatar National Bank	7,605.82	(53.07)	-0.69%	1,084.00
SGB	Syria Gulf Bank	4,387.74	-	0.00%	-
SHRQ	Bank Al - Sharq	13,780.78	-	0.00%	58.00
SIIB	Syria International Islamic Bank	3,891.39	10.42	0.27%	46,923.00
NIB	National Islamic Bank	2,922.27	30.55	1.06%	52,826.00

#### Insurance Sector:

The insurance sector index which only accommodates share price changes while weighing all listed stocks equally, decreased by -0.01%. Furthermore, the decrease in the insurance index value is mainly due to the decrease in share prices for securities such as ATI.

#### Insurance Sector

Symbol	Name	Closing Price	Price Change	Change %	Volume
AROP	Arope Syria	4,429.73	-	0.00%	371.00
ATI	Al - Aqeelah Takaful Insurance	2,214.79	(1.44)	-0.06%	6,024.00
NIC	National Insurance Co.	8,149.00	-	0.00%	-
SAIC	Solidarity Alliance Insurance Company	344.90	-	0.00%	-
SKIC	Syrian Kuwaiti Insurance Company	5,834.35	-	0.00%	11.00
UIC	United Insurance Company	5,858.80	-	0.00%	150.00

#### Other Sectors:

Damascus Security Exchange market is divided into 6 sectors including the banking and insurance sectors, this paragraph illustrates the performance of the other sectors as of the session dated 04/04/2024

The below sectors reached record levels of value traded (SYP 198.09Mln) and volume traded (17747 shares).

The most tradable sector was the Manufacturing Sector executing 7764 shares for SYP 81.16Mln.

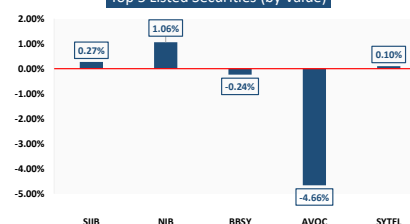
#### Other Sectors

Symbol	Name	Closing Price	Price Change	Change %	Volume
<b>Manufacturing Sector</b>					
ABC	Al Badia Cement	17,200.00	-	0.00%	-
AVOC	Al - Ahliyah Vegetable Oil Company	10,453.14	(511.35)	-4.66%	7,764.00
<b>Services Sector</b>					
AHT	Al - Ahliyah Co. for Transport	6,292.38	285.13	4.75%	8,438.00
UG	United Group	354.38	-	0.00%	-
<b>Telecommunication Sector</b>					
MTN	MTN - Syria	7,875.00	-	0.00%	-
SYTEL	Syriatel	41,318.39	41.16	0.10%	1,545.00
<b>Agricultural Sector</b>					
NAMA	Nama Co.	100.00	-	0.00%	-

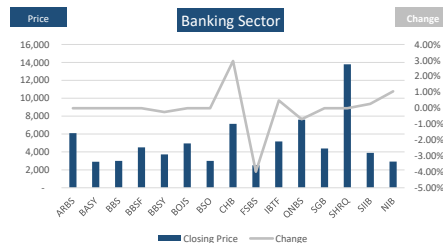
### DWX Index Month-over-Month



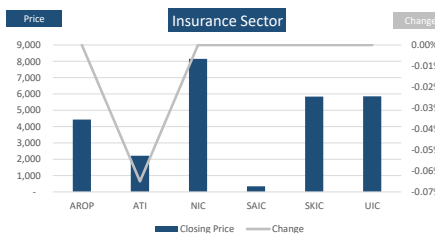
### Top 5 Listed Securities (by Value)



### Banking Sector



### Insurance Sector



### Other Sectors

