

Prepared by: Bemo Saudi Fransi Finance  
 Prepared to: BSFF Clients  
 Date: 03/04/2024

This report is prepared for the purpose of illustrating the performance of DSE through the trading session dated **02-Apr-24**  
 - Regarding Tuesday's trading session, the table below reflects the trading summary along with the movement of DWX index:

Market Summary		DWX		DWX % Change	
Share Volume	267,976.00	Previous Value	81,958.35	Last Session	0.03%
SYP Value	1,138,826,371.00	Today's Value	81,982.31	Last Week	1.37%
No. of Trades	455.00	SYP Change	23.96	Last Month	1.82%

#### I. Key Market Highlight

- During Tuesday's session, 455 transactions with an aggregate volume of 267976 shares and a value of SYP 1138.83Mln was recorded on the DSE trading platform.
- Overall, during the session, 22 out of the 28 listed stocks recorded market activities, amongst which 8 listed securities witnessed positive share price movements while 6 listed securities recorded negative share price movements.
- As for the index, DWX advanced by 23.96 points (0.03%) compared to the last session to close at 81982.31 points.

#### II. Top 5 Listed Securities

The top five listed securities occupied (illustrated below) 78.08% of the total value recorded during the session:

Symbol	Name	Change%	Volume	Value
NIB	National Islamic Bank	2.45%	90,070.00	267,172,710.00
BBSY	Al Barakah Bank - Syria	-0.82%	64,482.00	240,542,649.00
CHB	Cham Bank	1.96%	21,871.00	152,166,672.00
SIIB	Syria International Islamic Bank	0.06%	30,224.00	117,298,350.00
AVOC	Al - Ahliyah Vegetable Oil Company	-2.45%	9,883.00	111,984,064.00

#### III. Session Summary by Sector

##### Banking Sector:

The banking sector index which only accommodates share price changes while weighing all listed bank stocks equally, decreased by -0.39%. Furthermore, the decrease in the banking index value is mainly due to the decrease in share prices for securities such as BBSF, BBSY, SGB respectively.

Banking Sector					
Symbol	Name	Closing Price	Price Change	Change %	Volume
ARBS	Arab Bank - Syria	6,088.46	-	0.00%	10.00
BASY	Ahli Trust Bank	2,914.31	-	0.00%	205.00
BBS	Byblos Bank	3,001.29	-	0.00%	-
BBSF	Banque Bemo Saudi Fransi	5,695.09	(103.13)	-1.78%	2,793.00
BBSY	Al Barakah Bank - Syria	3,730.38	(30.92)	-0.82%	64,482.00
BOJS	Bank of Jordan - Syria	4,950.20	-	0.00%	260.00
BSO	Bank of Syria and Overseas	3,115.00	(163.00)	-4.97%	15,898.00
CHB	Cham Bank	6,957.46	133.65	1.96%	21,871.00
FSBS	Fransabank - Syria	2,612.41	-	0.00%	545.00
IBTF	The International Bank for Trade & Finance	5,139.12	36.95	0.72%	7,818.00
QNBS	Qatar National Bank	7,658.89	6.87	0.09%	3,512.00
SGB	Syria Gulf Bank	4,387.74	(30.59)	-0.69%	3,430.00
SHRQ	Bank Al - Sharq	13,780.78	-	0.00%	55.00
SIIB	Syria International Islamic Bank	3,880.97	2.37	0.06%	30,224.00
NIB	National Islamic Bank	2,966.28	70.92	2.45%	90,070.00

##### Insurance Sector:

The insurance sector index which only accommodates share price changes while weighing all listed stocks equally, increased by 0.04%. Furthermore, the increase in the insurance index value is mainly due to the increase in share prices for securities such as ATI.

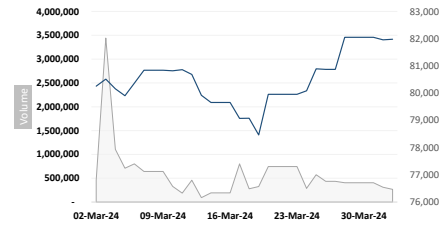
Insurance Sector					
Symbol	Name	Closing Price	Price Change	Change %	Volume
AROP	Arope Syria	4,429.73	-	0.00%	96.00
ATI	Al - Aqeelah Takaful Insurance	2,206.81	5.09	0.23%	8,767.00
NIC	National Insurance Co.	8,149.00	-	0.00%	-
SAIC	Solidarity Alliance Insurance Company	344.90	-	0.00%	-
SKIC	Syrian Kuwaiti Insurance Company	5,834.35	-	0.00%	219.00
UIC	United Insurance Company	5,858.80	-	0.00%	60.00

##### Other Sectors:

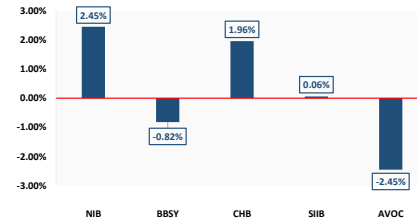
Damascus Security Exchange market is divided into 6 sectors including the banking and insurance sectors, this paragraph illustrates the performance of the other sectors as of the session dated 02/04/2024  
 The below sectors reached record levels of value traded ( SYP 188.61Mln ) and volume traded ( 17661 shares ).  
 The most tradable sector was the Manufacturing Sector executing 10283 shares for SYP 118.86Mln.

Other Sectors					
Symbol	Name	Closing Price	Price Change	Change %	Volume
Manufacturing Sector					
ABC	Al Badia Cement	17,200.00	(8.32)	-0.05%	400.00
AVOC	Al - Ahliyah Vegetable Oil Company	11,330.98	(285.02)	-2.45%	9,883.00
Services Sector					
AHT	Al - Ahliyah Co. for Transport	5,750.50	239.27	4.34%	6,609.00
UG	United Group	354.38	-	0.00%	-
Telecommunication Sector					
MTN	MTN - Syria	7,875.00	-	0.00%	-
SYTEL	Syriatel	41,277.23	549.24	1.35%	769.00
Agricultural Sector					
NAMA	Nama Co.	100.00	-	0.00%	-

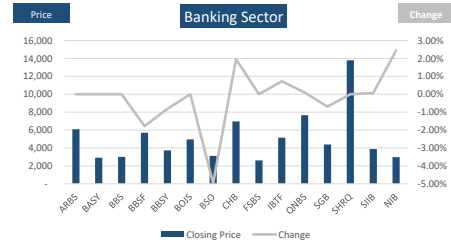
#### DWX Index Month-over-Month



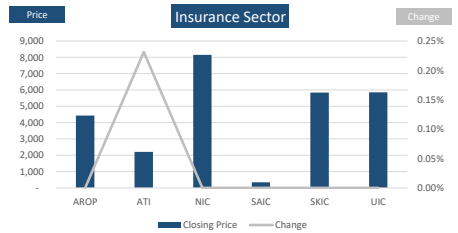
#### Top 5 Listed Securities (by Value)



#### Banking Sector



#### Insurance Sector



#### Other Sectors

